



Andrew Johnson Bank

www.AJBank.com

Merchant Source Capture™ User's Starter Kit



Contents

Welcome to Merchant Source Capture™2

Merchant Source Capture Advantages3

How Does Merchant Source Capture Work?.....4

Merchant Source Capture FAQs6

Your Rights & Obligations8

Security & Privacy Issues.....10

Scanner & System Information13

Definitions.....15



Welcome to Merchant Source Capture™

Merchant Source Capture™ utilizes a desktop check scanner that connects to your PC and the Internet. With it, you can scan checks received from customers and issue deposits electronically to Andrew Johnson Bank. It's the fastest way to turn check deposits into cash. This User's Starter Kit is designed as a convenient quick-reference guide to get you started.

Key Features of Merchant Source Capture

Automatic: The system will attempt to read the customer's handwriting and automatically fills in the amount of the check for the deposit.

Duplicates: The system at the bank will review all deposits to ensure that no check is scanned or deposited twice.

Image Quality Analysis: The IQA tool confirms the presence of the date, signature, payee, and the overall quality of the image.

Balances the Deposit: The system will require and assist in balancing the transaction prior to submission.

Secure: Uses a very high level of security for sending electronic deposits to the bank.



Depositing checks electronically from your desktop has never been easier.

Merchant Source Capture™ Advantages



Consolidate funds from remote locations into one bank

Check deposits can easily be made from any remote office or storefront. This streamlines your cash flow by consolidating deposits from multiple locations into a single bank.



Reduce risk of check fraud

Faster check clearing allows you to react sooner on returned checks, significantly increasing your opportunities for collection.



Make deposits

Enjoy the convenience of making deposits electronically Monday through Friday from 8:00 a.m. to 5:00 p.m.



More secure

Merchant Source Capture™ features multiple layers of security including password protection, Internet firewalls, and 128-bit encryption.



Cut costly courier fees or trips to the bank

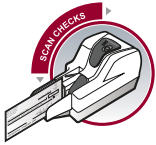
Electronic deposits can reduce trips to the bank, saving on fuel costs and reducing or eliminating costly courier fees.



Save time preparing deposits

Preparing deposits electronically is very efficient, reducing labor costs and freeing up staff for other tasks.

How Does Merchant Source Capture™ Work?



Scan checks from your desktop.

Using a supported check scanner, simply scan both sides of the checks in a single pass.



Prepare the deposit.

View images of the scanned checks right from your PC. The dollar amounts for the checks are automatically read and the deposit is balanced to the deposit amount entered.




Electronically send the deposit to Andrew Johnson Bank.

Click **SUBMIT DEPOSIT** and that's it. The deposit is sent to Andrew Johnson Bank through a secure Internet connection.

Check 21

Merchant Source Capture™ is a result of the Check 21 legislation enacted in 2004. This law allows for electronic images of checks to be accepted as the legal equivalent of original paper checks. As a result, you can remotely capture checks and send a batch of electronic images to the financial institution for processing.

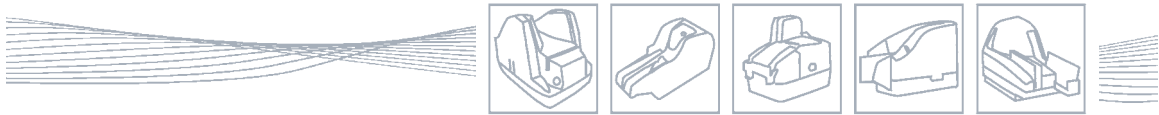


Substitute checks are the legal equivalent of original paper checks.

Customers may receive an image of the check in their financial institution statement. When needed, a paper image called a substitute check can be reproduced. Both image checks and substitute checks are accepted as legal proof of payment.

To learn more about Check 21 visit the Federal Reserve's Website at www.federalreserve.gov/pubs/check21/consumer_guide.htm

For complete step-by-step instructions refer to the Online Education Center at www.onlinebanktours.com/AJBMerchantSourceCapture



Welcome

Merchant Source Capture™ Advantages

How Merchant Source Capture Works

Frequently Asked Questions (FAQs)

Your Rights & Obligations

Security & Privacy Issues

Scanner & System Information

Definitions

Merchant Source Capture™ FAQs

What types of checks can be processed through Merchant Source Capture™?

Most personal and business U.S. checks can be processed through Merchant Source Capture. Checks from Canada and other foreign countries, food stamps, savings bonds and poor image quality checks must be deposited traditionally.

How secure is Merchant Source Capture?

Merchant Source Capture features multiple layers of security including password protection, Internet firewalls, and 128-bit encryption.

What do we need to use Merchant Source Capture?

- PC with a modern Windows® operating system running Internet Explorer®
- Approved desktop check scanner connected to the PC
- High-speed Internet connection
- Account with Andrew Johnson Bank

Are there any deposit limitations using Merchant Source Capture?

There may be limits on the number of deposits per day, and/or the total dollar amount of deposits.

Can the deposit history be viewed within Merchant Source Capture?

The deposit history can be viewed within Merchant Source Capture as far back as we have determined to retain the images. History prior to that must be accessed through Online Banking.

What type of Internet connectivity is needed?

A Broadband or DSL-type connection is recommended.

When will deposits be posted to our account?

Deposits submitted through Merchant Source Capture will be posted on the current business day.

How do we prevent checks from being scanned and deposited twice?

The software is designed to compare each check to the previous checks you have deposited. If a possible duplicate item is found, you will be alerted and corrective action will need to be taken.

How do we know if the image quality is acceptable?

The software uses a process called Image Quality Analysis (IQA) to determine if all required information from the check is readable. If the check image fails IQA, you'll be alerted. For more information about check image quality, see "Scanning Checks".

When can we issue electronic deposits?

You can submit electronic deposits to the bank Monday through Friday 8:00 a.m. to 5:00 p.m. with the exception of routine maintenance downtime. Contact us for details.

What should we do with the original paper checks after deposits are made?

Original checks should be stored for a minimum amount of time prior to being destroyed, as determined by Andrew Johnson Bank. Your company will need to set policies for the proper storage and methods for securely destroying the original paper checks. Included in this booklet are guidelines to assist you in the development of these policies.

Who should use the system?

Individuals already in charge of manually preparing and delivering deposits are typically the same people who will use Merchant Source Capture.™

Questions?

Contact Andrew Johnson Bank for further details.

Your Rights & Obligations

Prior to using Merchant Source Capture,[™] an application and other compliance forms will need to be completed for our approval. It is recommended that you keep these forms on hand for future reference.

Your Obligations

As a Merchant Source Capture user you guarantee the following:

- The check images presented to the bank accurately represent all information on both sides of the check.
- The check images contain all endorsements.
- Checks are kept in a safe and secure area.
- Checks are to be destroyed in accordance with our instructions.
- Checks can only be deposited once.
- Checks are voided after deposit verification on statement.
- Original items will be provided to the bank upon request.

Equipment

Use only supported equipment. Do not bypass, override or disable any security mechanisms within the equipment.

Maintenance of Equipment

Make sure your equipment is clean and operating properly. Periodically inspect and verify that the images are legible.

Storage and Destruction of Checks

It is important to retain the original paper checks for a period of time, as described in your Merchant Source Capture Agreement. After the retention period expires, you are required to use an acceptable method to securely destroy all original paper checks.

Acceptance of Deposit

We will accept electronic check images for deposit into your account upon receipt of a successful transmission of check images. Deposits must be complete, usable, and adhere to our data specifications.

Returned Items

If an item you captured is returned, your account may be charged for the item. We may also:

- Provide a returned item notification and/or substitute check copy to you.
- Or re-present the check for payment.

Breach of Information

We may suspend your Merchant Source Capture™ service if we have reason to believe there has been:

- A breach in the security of the program.
- Fraud involving a customer's account or their check.
- Uncertainty regarding the authorization or accuracy of electronic items.

Following the Law

You are expected to comply with the terms of the Merchant Source Capture Agreement as well as all applicable federal, state and local laws and regulations.

Copyright Information

Merchant Source Capture is copyright protected and prohibits the following:

- Copy or use of the system software or documentation except as expressly authorized.
- Sublicense, rent, distribute, transfer, publish, disclose, display or otherwise make the system software available to others.
- Use of the system software or documentation for third-party training, commercial time-sharing or service bureau use.
- Alter, change, modify or otherwise create derivative works of the system software or documentation.

Refer to the user agreement for additional restrictions.

Security & Privacy Issues

Security and privacy issues are important considerations when using Merchant Source Capture.™ This chapter offers guidelines for setting your company's policies and procedures for the proper storage and disposal of customers' checks and personal information.

Guidelines for Securely Storing Checks

Merchant Source Capture requires users to store the original checks for a minimum amount of time prior to destroying them. Due to privacy laws and the liabilities associated with the storage of original checks, here are a few important measures you should take:

- Store all original checks in a safe or lockbox, accessible only by authorized personnel.
- Do not store customer account information, photocopies, or private information in your general files which are accessible to non-authorized personnel.
- Maintain a filing system that easily identifies any missing checks. Suggestions include:
 - a. Store the checks in chronological order so you can destroy checks in accordance with our policies.
 - b. Maintain an accurate count of checks you have stored at any time.
- Set a timetable for periodic destruction of stored original checks.

- Maintain a paper shredder on-site or hire a third-party service for the secure destruction of checks.
- Have a locked or secure trash bin for the disposal of shredded checks.
- Guidelines for protecting access to Merchant Source Capture include:
 - a. Computers should have working anti-virus software, and software should be regularly updated.
 - b. Limit access to Merchant Source Capture to authorized personnel only and require a login with user ID and password for access.
- Perform routine audits for potential security breaches to customers' information.

Use of Customer Information

Since you may have access to personal information regarding your customers, you are required to:

- Maintain the confidentiality, integrity and security of their information.
- Use customer information only for the purposes as described in the Merchant Source Capture™ Agreement.
- Disclose such information only to authorized personnel.
- Maintain physical, technical, procedural and administrative procedures reasonably designed to ensure the security, integrity and confidentiality of customers' information.

Breach of Information

We may suspend your Merchant Source Capture service if we have reason to believe there has been:

- A breach in the security of the program.
- Fraud involving a customer's account or their check.
- Uncertainty regarding the authorization or accuracy of electronic items.

Proper Disposal of Checks

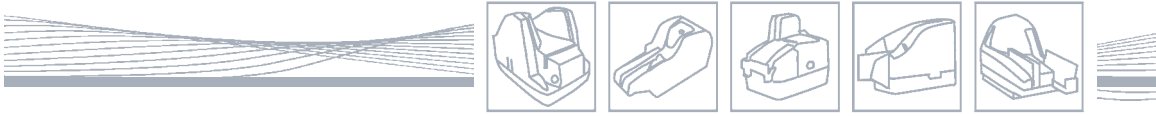
After the storage period has expired, all paper checks must be destroyed using a secure, approved method:

- Set a timetable for periodic destruction of stored paper checks.
- Use a paper shredder or other approved methods for the secure destruction of paper checks.



▲ IMPORTANT!

If a breach of security is discovered, immediately contact local authorities, Andrew Johnson Bank, and customers that may have had their information compromised.



Welcome

Merchant Source Capture™ Advantages

How Merchant Source Capture Works

Frequently Asked Questions (FAQs)

Your Rights & Obligations

Security & Privacy Issues

Scanner & System Information

Definitions

Scanner & System Information

Basics of the Scanner

Merchant Source Capture™ works with approved scanners available from Andrew Johnson Bank.

How the Scanner Captures an Image

Most check scanners capture an image of both sides of the check in a single pass. They also capture all data from the check including the MICR line, account & routing numbers, payee, signature, amount, date, and endorsements.

Supported scanners include Courtesy Amount Recognition (CAR) and Legal Amount Recognition (LAR) capabilities that read the customer's handwriting and automatically inputs the dollar amount of each check into the deposit. The scanned deposit total should be verified prior to sending it to the bank.

Note: Scanners should be placed at least 18 inches from other electronic equipment.

System Requirements

- PC with a modern Windows® operating system running Internet Explorer®.
- Supported desktop scanner connected directly to the PC.
- High-speed Internet connection.
- Account with Andrew Johnson Bank.



System Requirements Checklist

After logging on, the system automatically checks your computer to see that all the necessary components are working properly. It tests for the proper operating system, browser type, and other applications or settings. If a warning sign appears in the test, simply follow the on screen instructions to correct the error.

Scanner and Software Installation

Check scanners are delivered from the manufacturer with instructions for installing the appropriate drivers.

Scanning Checks

Check image quality is required to meet certain specifications including:

- Checks should be written in blue or black ink.
- Handwriting must be legible.
- The MICR line must appear to be fully intact.
- Checks must be signed.

The built-in Image Quality Analysis (IQA) tool will identify most checks with poor image quality, however, the guidelines listed above will help ensure checks are scanned properly. If the image fails the IQA test after scanning, review the following:

- Verify that the check was able to pass through the scanner.
- Make sure the information on the check is legible.
- Verify that the image displays the MICR line, signature, date, payee, amount, and both sides of the check.

Rescanning a check with poor check image quality may solve the problem. If the image quality problem persists, you may need to deposit the paper check at the bank.

Caring for the Scanner

You can extend the life of your scanner by performing the following preventative maintenance procedures:

1. Complete a monthly “health check” of your scanner’s replaceable parts (including cartridge, absorbing felt, ink rollers, stamp pads, and lens cover) and replace them before they show extreme wear. Replacement instructions are described in the scanner’s instruction manual.
2. Do not insert checks that could damage the scanner, such as stapled checks.
3. Use compressed air to clean the scanner frequently. This eliminates dust and paper fragments that may damage the scanner.
4. Approximately every six months perform a general visual check and conduct simple testing to ensure the movement and tension of the scanner’s rollers and belts are sound. Adjust the parts as described to prevent possible malfunction.
5. Your preventative maintenance schedule may vary depending on frequency of use and your operating environment.

Note:

For more preventative maintenance hints, refer to your scanner’s instruction manual.

Definitions

Use this as a handy quick-reference guide. It includes definitions for many of the terms you'll be using with Merchant Source Capture.™

Account: Account at the financial institution into which checks transmitted electronically will be deposited.

Account Agreement: The financial institution's standard deposit agreement and disclosures governing the account.

Cash Management: In this manual, cash management refers to the financial institution's Business Online Banking system.

Check: A draft that is payable on demand, drawn on or payable through or at an office of a United States financial institution and payable or endorsed to customer. Types of checks include original checks, image checks, and substitute checks.

Check 21: Legislation passed in 2003 and became effective October 28, 2004. Allows for an electronic image to be accepted as the legal equivalent of the original paper check.

Consumer Information: Any record about an individual, whether in paper, electronic, or other form, that is a consumer report or is derived from a consumer report. Excludes information that does not identify individuals such as aggregate information or blind data.

Dispose: To discard or abandon consumer information, or the sale, donation, or transfer of any medium, including computer equipment, upon which consumer information is stored.

Documentation: All manuals and instructions relating to the program or the authorized equipment.

Image Check: A paper reproduction of the electronic check, and is a legal proof of payment.

IRD: Another term for "substitute check". IRD stands for Image Replacement Document. Once customer's checks are scanned, and the images are sent to the financial institution, customers will no longer have access to the original check. So instead of receiving their original check they will receive an IRD or an image of the check. In most cases customers won't see any significant differences in their statements.

MICR: The MICR line, or Magnetic Ink Character Recognition, contains the issuing financial institution's transit number, check number and account number on the bottom of the check.

Original Check: The first paper check issued for a payment transaction.

Program: The procedures, protocols, and software used by the financial institution and its licensors and contractors in connection with the electronic processing of checks, and includes the software and the services.

Scanner: A hardware device that scans the front and back of the check providing an image of the check.

Services: The services described by the financial institution, an agent, or designee of the financial institution, to enable Merchant Source Capture™ users to process checks digitally and through substitute checks.

Substitute Check: A paper reproduction of an electronic check. A substitute check is the legal equivalent of the original check.

Merchant Source Capture™



Andrew Johnson Bank

MAIN OFFICE

124 N Main St
Greenville, TN 37743
Phone: (423) 783-1000
Fax: (423) 636-3517

JONESBOROUGH OFFICE

1551 E Jackson Blvd
Jonesborough, TN 37659
Phone: (423) 913-2184
Fax: (423) 913-2408

SOUTHWEST OFFICE

1102 W Main St
Greenville, TN 37743
Phone: (423) 636-3560
Fax: (423) 636-3563

JOHNSON CITY OFFICE

2105 W. Mountcastle Rd
Johnson City, TN 37601
Phone: (423) 262-0148
Fax: (423) 262-0178

BYPASS OFFICE

1660 E Andrew Johnson Hwy
Greenville, TN 37745
Phone: (423) 783-1000
Fax: (423) 636-3545

CLEVELAND OFFICE

555 N Ocoee St
Cleveland, TN 37311
Phone: (423) 478-8222
Fax: (423) 478-8940

MORRISTOWN OFFICE

435 W 1st North St
Morristown, TN 37814
Phone: (423) 581-8668
Fax: (423) 581-0452

www.AJBank.com